





HOW TO CROSS SAFELY



SCHOOL BUS SAFETY FACTS

Every year children are killed and hurt in accidents with cars, airplanes, bicycles, and school buses. You may not know anyone who has been hurt around a school bus. If you and your friends are careful around the bus, maybe you never will. Across the United States about 35 students are killed and 9,000 are injured each year in school bus accidents. This may seem like a lot, but remember that over 23,000,000 children ride the bus to school every day. These *SAFETY GUIDELINES* will help you stay safe each day as you ride the bus.

SAFETY SKILLS

- WALK SAFELY TO YOUR BUS STOP
- BE ON TIME
- WAIT QUIETLY AWAY FROM THE ROAD
- DON'T MOVE TOWARDS THE BUS UNTIL THE DRIVER SIGNALS

WAITING

- Always be careful near traffic and stay away from strangers.
- Too early - you are waiting alone too long.
Too late - you could get hurt rushing to the bus.
- Cars don't always stay on the road. If you are running you might go into the road by accident.
- The bus might skid as it stops or traffic might not stop right away. The driver signals when it's safe to load.

SAFETY REASONS

- USE THE HANDRAIL
- DO NOT BRING LARGE, SHARP, OR BREAKABLE THINGS ON THE BUS
- DON'T CARRY AWKWARD LOADS - USE A BACKPACK OR BOOK BAG TO KEEP STUFF TOGETHER
- SIT DOWN IMMEDIATELY, STAY SEATED

LOADING

- A fall on the stairs could hurt. Could strings or straps on your coat or backpack catch in the handrail or door?
- In an accident you will be thrown against whatever you are carrying.
- Students have been killed picking up things they have dropped near the bus where the driver cannot see them.
- A quick start could knock you down if you are not seated. Stay in your seat until time to get off.

- DON'T DISTRACT THE DRIVER
- KEEP BODY INSIDE THE BUS
- DON'T BOTHER THE OTHER STUDENTS
- KNOW HOW TO EVACUATE YOUR BUS

RIDING

- The driver's full attention must be on driving safely. Noisy students have caused serious driver mistakes.
- Trees, trucks, and utility poles have caused bad injuries to children hanging out windows.
- Every student deserves a safe ride to school. Quiet talking with friends is OK.
- Keep the aisles and floor clear. Know where emergency exits are on your bus and how to use them.

- CHECK BEFORE YOU STEP
- MOVE AWAY FROM THE BUS RIGHT AWAY
- GO DIRECTLY HOME

UNLOADING

- Be sure no cars are trying to pass on the shoulder. Be sure you have enough room to move away from the bus.
- If you can touch the bus you are too close. Don't walk alongside the bus. The bus can be very dangerous.
- Be sure to stop at home before you go to a friend's house to play or visit. Stay away from strangers!

- WALK TEN GIANT STEPS AHEAD OF THE BUS UNTIL YOU CAN SEE THE DRIVER'S FACE
- WAIT FOR THE DRIVER'S SIGNAL
- CROSS TO THE OUTSIDE EDGE OF THE BUS AND MAKE SURE ALL TRAFFIC IS STOPPED
- IF CLEAR, CROSS QUICKLY
IF NOT CLEAR, RETURN TO CURB

CROSSING

- The driver must always be able to see you. If you drop something near the bus, ask for the driver's help to get it.
- The driver will signal when it is safe to cross. Be sure you know the driver's signals.
- You must make sure it is safe to cross. The driver might blow the bus horn to warn you of danger.
- If it isn't safe to cross, move back to the side of the road. Don't just stand waiting in the road.